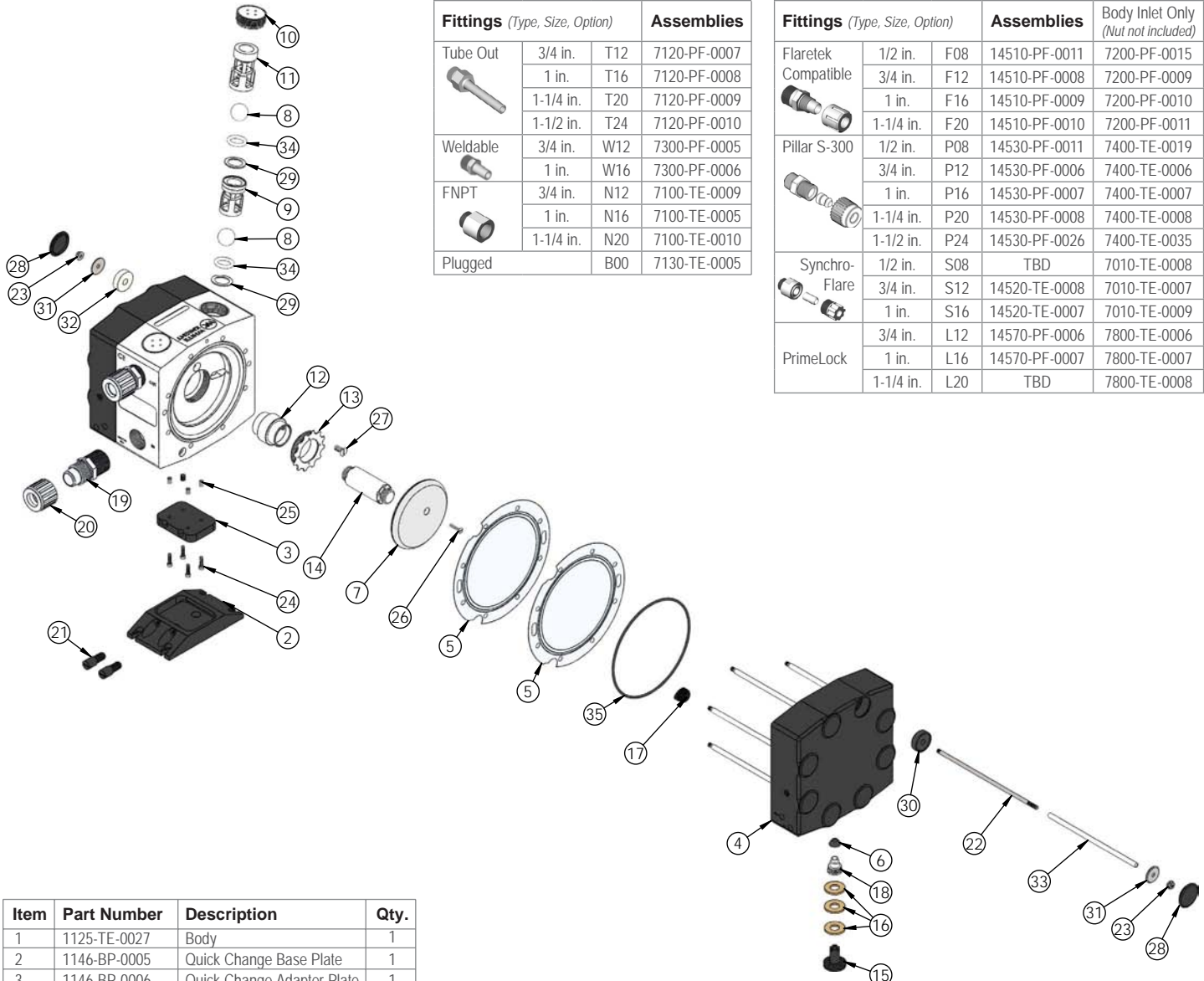










PSBEC100 Exploded View



Fittings (Type, Size, Option)			Assemblies
	3/4 in.	T12	7120-PF-0007
	1 in.	T16	7120-PF-0008
	1-1/4 in.	T20	7120-PF-0009
	1-1/2 in.	T24	7120-PF-0010
	3/4 in.	W12	7300-PF-0005
	1 in.	W16	7300-PF-0006
	3/4 in.	N12	7100-TE-0009
	1 in.	N16	7100-TE-0005
	1-1/4 in.	N20	7100-TE-0010
		B00	7130-TE-0005

Fittings (Type, Size, Option)			Assemblies	Body Inlet Only (Nut not included)
	1/2 in.	F08	14510-PF-0011	7200-PF-0015
	3/4 in.	F12	14510-PF-0008	7200-PF-0009
	1 in.	F16	14510-PF-0009	7200-PF-0010
	1-1/4 in.	F20	14510-PF-0010	7200-PF-0011
	1/2 in.	P08	14530-PF-0011	7400-TE-0019
	3/4 in.	P12	14530-PF-0006	7400-TE-0006
	1 in.	P16	14530-PF-0007	7400-TE-0007
	1-1/4 in.	P20	14530-PF-0008	7400-TE-0008
	1-1/2 in.	P24	14530-PF-0026	7400-TE-0035
	1/2 in.	S08	TBD	7010-TE-0008
	3/4 in.	S12	14520-TE-0008	7010-TE-0007
	1 in.	S16	14520-TE-0007	7010-TE-0009
	3/4 in.	L12	14570-PF-0006	7800-TE-0006
	1 in.	L16	14570-PF-0007	7800-TE-0007
	1-1/4 in.	L20	TBD	7800-TE-0008

Item	Part Number	Description	Qty.
1	1125-TE-0027	Body	1
2	1146-BP-0005	Quick Change Base Plate	1
3	1146-BP-0006	Quick Change Adapter Plate	1
4	2127-BP-0014	Dual Slave Head	2
5	3200-PF-0001	Diaphragm	4
6	3200-VI-0001	Diaphragm, Ø.782	2
7	3300-TE-0001	Strike Plate	2
8	4100-TE-0004	Check Ball- 1-1/8"	4
9	4137-TE-0009	Bottom Check Cage	2
10	4140-TE-0008	Top Check Plug	2
11	4142-TE-0011	Top Check Cage	2
12	5143-TE-0009	Shaft Seal	1
13	5143-TE-0010	Retainer Shaft Seal	1
14	5144-PF-0026	Shaft	1
15	6140-BP-0001	Muffler Cap	2
16	6140-PP-0007	Muffler Felt Baffle	6
17	6150-BP-0004	Air Diffuser	2
18	6150-UH-0003	Quick Exhaust Seat	2
19	7200-PF-0010	1" Flaretek-30gpm	2
20	7210-PF-0005	1" Flaretek Nut (PFA)	2

Item	Part Number	Description	Qty.
21	10010-BP-0011	Base Plate Screw	2
22	10010-SS-0048	Tie Bolt	8
23	10010-SS-0049	Flange Nut, 1/4-20	16
24	10010-SS-0050	10-32 Screw, .750 Long	4
25	10010-SS-0062	Threaded Insert 10-32 Internal Thread	4
26	10010-TE-0021	Shaft Lock Screw	2
27	10010-TE-0022	Flat Head, .3125-18, .75 Long	1
28	10040-BP-0001	Tie Bolt Cap	16
29	10050-MP-0004	Check Seat Wear Washer	4
30	10050-NE-0001	Tie Bolt Rubber Insert	8
31	10050-SS-0010	Tie Bolt Washer	16
32	10060-BP-0001	Bushing	8
33	10070-PF-0016	Tie Bolt Sleeve	8
34	10080-TE-317-75	317 O-ring	4
35	10080-VI-262-75	262 O-ring	2

<https://wkfluidhandling.com/psb-series/>