

### Configuration

**CBU - 4A - 1 - P12 P12 - B0 B0- F4 F4**

0. Model      1. Diameter      2. Volume      3. Liquid Inlet      4. Liquid Outlet      5. Center Vent      6. Offset Vent      7. Pre-Dip Tube Vent      8. Post-Dip Tube Vent

Top Vents
Base Vents



### Instructions








A selection is required for each option.  
 Contact support for revision or copy exact information.

Standard options are highlighted

0. Model	
High-temp debubbler	CBU

1. Diameter	
4 inch	4A

2. Volume	
1 liter	1

Liquid Fittings		3. Inlet	4. Outlet
Plugged		B00	B00
 Flaretek Compatible	1/2 in.	F08	F08
	3/4 in.	F12	F12
	1 in.	F16	F16
	1-1/4 in.	F20	F20
 Pillar S-300	1/2 in.	P08	P08
	3/4 in.	P12	P12
	1 in.	P16	P16
	1-1/4 in.	P20	P20
	1-1/2 in.	P24	P24
 PrimeLock	3/4 in.	L12	L12
	1 in.	L16	L16
	1-1/4 in.	L20	L20
 FNPT	3/4 in.	N12	N12
	1 in.	N16	N16
	1-1/4 in.	N20	N20
 Tube Out	3/4 in.	T12	T12
	1 in.	T16	T16
	1-1/4 in.	T20	T20
	1-1/2 in.	T24	T24
 Weldable	3/4 in.	W12	W12
	1 in.	W16	W16
 Synchro-Flare	1/2 in.	S08	S08
	3/4 in.	S12	S12
	1 in.	S16	S16

Vent Fittings		5. Top Center Vent	6. Top Offset Vent	7. Base Pre-Dip Tube Vent	8. Base Post-Dip Tube Vent
Plugged		B0	B0	B0	B0
Flaretek Compatible	1/4 in.	F4	F4	F4	F4
	3/8 in.	F6	F6	F6	F6
Pillar S-300	1/8 in.	P2	P2	P2	P2
	1/4 in.	P4	P4	P4	P4
	3/8 in.	P6	P6	P6	P6
PrimeLock	1/4 in.	L4	L4	L4	L4
	3/8 in.	L6	L6	L6	L6
FNPT	1/4 in.	N4	N4	N4	N4
	3/8 in.	N6	N6	N6	N6