
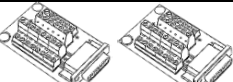



CPC-1 (Closed Loop Controller) Ordering Instructions



Required Configurations	Additional Options (Not Required)	Rev
<u>CPC-1</u>	$\frac{W}{1}$ - $\frac{P}{2}$	$\frac{\quad}{3}$

To configure your Closed Loop Controller with different connection methods, a power supply or request a specific revision level, please select options from the appropriate additional options (1-3).

Optional Configurations	
① Connection Method	
W	= 26 & 44 male pin to 1-Meter Wire Lead Cable 
Q	= Quick Connect Plugs
S	= 26 & 44 male pin to Screw Terminals 
② Power Supply	
P	= 24V/60W Power Supply 
③ Revision Level : Contact factory for copy exact code activation information.	