







White Knight Fluid Handling, Inc.
Pulse Dampeners for 140 Pumps

Required Configurations			Additional Options (Not Required)			Rev		
DBA140	I140	F 16	-	LF0	-	T 12	-	7
	①	② ③		④		⑤ ⑥		⑦


Bold = standard option

Please select one option from each of the required fields (1). To configure your dampener with different inlet and outlet fittings, leak detection, or request a specific revision level, please select options from the appropriate additional options (2-7). **DBA and DBH top mount dampeners are only compatible with A, H & R pumps and Legacy AP and X pumps. Please refer to spec sheet to confirm max temperature/pressure rating.**

① ② ③ Size and Liquid Fitting Configuration

Dampener	① Style		② Fitting Style (Inline only)		③ Fitting Size (Inline only)	
DBA060	I140	Inline with 140 base	F	= Flaretek® compatible 	12	= 3/4"
DBH060	T140	Top mount with 140 pump adapter	T	= Tube Out 	16	= 1"
DBA140			W	= Weldable  *Not available in 1-1/4"	20	= 1-1/4"
DBH140			P	= Pillar S-300® 		
DBU060			N	= Female NPT  *Not available in 1-1/4"		
			S	= Synchro-Flare®  *Not available in 1-1/4"		

If the liquid inlet and outlet fitting styles are different, please define the liquid inlet fitting from section (2-3) and use the liquid outlet section below (5-6) to differentiate (inline only).

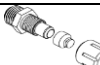

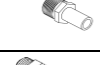





Optional Configurations

④ Leak Detection

LF0	= 15' fiber optic cable, no amplifier
LF1	= 15' fiber optic cable, with D10 amplifier
LF2	= 25' fiber optic cable, no amplifier
LF3	= 25' fiber optic cable, with D10 amplifier
LC0	= 15' conductivity cable

⑤ ⑥ Liquid Outlet Fitting Configuration (if different from inlet, inline only)

⑤ Fitting Style (Inline Only)		⑥ Fitting Size	
F	= Flaretek® compatible 	12	= 3/4"
T	= Tube Out 	16	= 1"
W	= Weldable  *Not available in 1-1/4"	20	= 1-1/4"
P	= Pillar S-300® 		
N	= Female NPT  *Not available in 1-1/4"		
S	= Synchro-Flare®  *Not available in 1-1/4"		

If the liquid inlet and outlet fitting styles are different, please define the liquid outlet fitting from section 5-6 and use the liquid fitting section above (2-3) to differentiate (inline only).

⑦ Revision Level: Contact factory for copy exact code activation information.