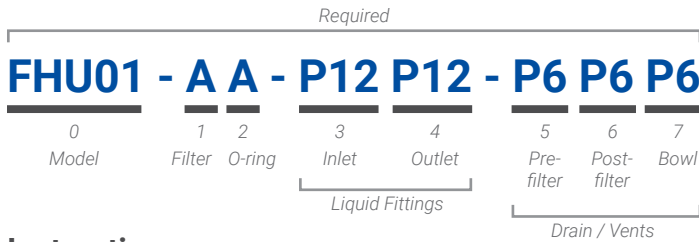


## Configuration



## Instructions








All options are required. Contact support for revision or copy exact information.






Standard options are highlighted

0. Model	
High-Temperature Filter Housing	FHU01

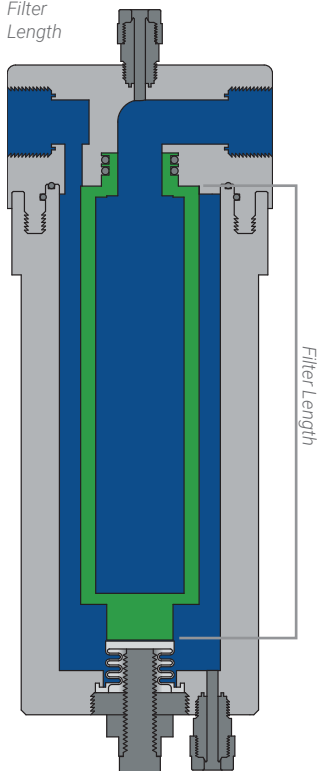
1. Filter (by Length Range) <i>* See example below</i>	
9.9 - 14-in Cartridge	A
9 - 9.8-in Cartridge	B

2. O-ring Type	
FEP Encapsulated Viton	A

	Liquid Fittings	3. Inlet	4. Outlet
 Flaretek Compatible	1/2 in.	F08	F08
	3/4 in.	F12	F12
	1 in.	F16	F16
	1-1/4 in.	F20	F20
 Pillar S-300	1/2 in.	P08	P08
	3/4 in.	P12	P12
	1 in.	P16	P16
	1-1/4 in.	P20	P20
 Primelock	3/4 in.	L12	L12
	1 in.	L16	L16
	1-1/4 in.	L20	L20
 Tube Adapter	3/4 in.	T12	T12
	1 in.	T16	T16
	1-1/4 in.	T20	T20
	1-1/2 in.	T24	T24
 FNPT	3/4 in.	N12	N12
	1 in.	N16	N16
	1-1/4 in.	N20	N20
 Weldable	3/4 in.	W12	S08
	1 in.	W16	S12
 Synchro	1/2 in.	S08	S08
	3/4 in.	S12	S12
	1 in.	S16	S16

	Drain / Vents	5. Pre-filter Base	6. Post-filter Base	7. Bowl
 Flaretek Compatible	1/4 in.	F4	F4	F4
	3/8 in.	F6	F6	F6
 Pillar S-300	1/8 in.	P2	P2	P2
	1/4 in.	P4	P4	P4
 Primelock	3/8 in.	P6	P6	P6
	1/4 in.	L4	L4	L4
 FNPT	3/8 in.	L6	L6	L6
	1/4 in.	N4	N4	N4
 FNPT	3/8 in.	N6	N6	N6

Example Filter Length



Revision	
No revision	blank
<p style="color: red; font-size: small;">Contact White Knight support for revision level or copy exact code activation details. Configurations are not Copy Exact Part Numbers.            Email: <a href="mailto:support@wkfluidhandling.com">support@wkfluidhandling.com</a>            Phone: 435.783.6040</p>	