

Configuration

Required Options

LHA030 - F12 - SHD3 - LF0 - F12 - A

Model

Inlet Fitting

Stroke Detect

Additional Options

Leak Detect

Outlet Fitting

Revision



Instructions

Select all Required Options.

Only add your desired Additional Options.

Only add Outlet Fitting if different than Inlet Fitting.

Contact support for revision or copy exact information.

Required Options

Standard options are highlighted

Model

Standard (PTFE Checkballs)	LHA030
Standard with PFA Checkballs	LHA030F

Inlet Fittings (Front straight only)

	1/2 in.	F08
	3/4 in.	F12
	1 in.	F16
	1-1/4 in.	F20
	1/2 in.	T08
	3/4 in.	T12
	1 in.	T16
	1-1/4 in.	T20
	3/4 in.	W12
	1 in.	W16
	3/8 in.	P06
	1/2 in.	P08
	3/4 in.	P12
	1 in.	P16
	1-1/4 in.	P20
	1/2 in.	N08
	3/4 in.	N12
	1 in.	N16
	1/2 in.	S08
	3/4 in.	S12
	1 in.	S16
	1/2 in.	L08
	3/4 in.	L12
	1 in.	L16

Stroke Detection

* Sensors required for operation








No stroke detection*	SHD0
25 ft ETFE cable with Hall sensor	SHD3

Additional Options

Leak Detection

15 ft fiber optic cable with no amplifier	LF0
15 ft fiber optic cable with D10 amplifier	LF1
25 ft fiber optic cable with no amplifier	LF2
25 ft fiber optic cable with D10 amplifier	LF3
15 ft conductivity cable	LC0
25 ft conductivity cable	LC1

Outlet Fittings (Front straight only)

	1/2 in.	F08
	3/4 in.	F12
	1 in.	F16
	1-1/4 in.	F20
	1/2 in.	T08
	3/4 in.	T12
	1 in.	T16
	1-1/4 in.	T20
	3/4 in.	W12
	1 in.	W16
	3/8 in.	P06
	1/2 in.	P08
	3/4 in.	P12
	1 in.	P16
	1-1/4 in.	P20
	1/2 in.	N08
	3/4 in.	N12
	1 in.	N16
	1/2 in.	S08
	3/4 in.	S12
	1 in.	S16
	1/2 in.	L08
	3/4 in.	L12
	1 in.	L16

Revision

Contact White Knight support for revision level or copy exact code activation details. Configured part numbers are not Copy Exact Part Numbers.
 Email: support@wkfluidhandling.com
 Phone: 435.783.6040