

Configuration

Required Options (Default Model)			Additional Options (Blank if not needed)			
PFU030	-F08	-LFO	-SFD0	-TF08	-	-
Pump Model	Check Balls	Inlet Fitting	Leak Detect	Stroke Detect	Outlet Fitting	QEV Revision



Instructions








Select all Required Options.
 Only add Additional Options if desired.
 Only add Outlet Fitting if different than Inlet Fitting.
 Contact support for revision or copy exact information.

Required Options

Default options are highlighted

Model	
Standard Model	PFU030
Dry-Run Capable	PFUSD030

Check Balls	
PTFE Check balls	blank
PFA Check balls	F

Inlet Fitting <i>Front straight only</i>		
 Flaretek Compatible	1/4 in.	F04
	3/8 in.	F06
	1/2 in.	F08
	3/4 in.	F12
 Tube Out	3/8 in.	T06
	1/2 in.	T08
	3/4 in.	T12
 Weldable	1/2 in.	W08
	3/4 in.	W12
 Pillar S-300	1/8 in.	P02
	1/4 in.	P04
	3/8 in.	P06
	1/2 in.	P08
	3/4 in.	P12
 FNPT	1/4 in.	N04
	3/8 in.	N06
	1/2 in.	N08
	3/4 in.	N12
 Synchro-Flare	3/8 in.	S06
	1/2 in.	S08
	3/4 in.	S12
	 PrimeLock	1/2 in.
3/4 in.		L12

Additional Options

Leak Detection	
No leak detection	blank
15 ft fiber optic cable with no amplifier	LFO
15 ft fiber optic cable with D10 amplifier	LF1
25 ft fiber optic cable with no amplifier	LF2
25 ft fiber optic cable with D10 amplifier	LF3
15 ft conductivity cable	LC0
25 ft conductivity cable	LC1

Stroke Detection	
No stroke detection	blank
DUAL PROBE OPTIONS	
15 ft fiber optic cable with no amplifier	SFD0
15 ft fiber optic cable with D10 amplifier	SFD1
25 ft fiber optic cable with no amplifier	SFD2
25 ft fiber optic cable with D10 amplifier	SFD3
SINGLE PROBE, DUAL DETECT OPTIONS	
Single probe, dual detect, no fibers	SFS
15 ft fiber optic cable with no amplifier	SFS0
15 ft fiber optic cable with D10 amplifier	SFS1
25 ft fiber optic cable with no amplifier	SFS2
25 ft fiber optic cable with D10 amplifier	SFS3

Quick Exhaust Valves (QEV)	
White Knight Quick Exhaust Valves	blank
5/16 in NPT Adapter	A

* Fiber optic cables ordered separately.
 Fiber optics are required for operation.
 Standard configuration includes dual probe
 WITHOUT fibers. See stroke detect options to
 order fiber optic cables or single probe option.



Timer mode operation requires end-of-stroke detection. Use of timer mode without stroke detection voids the warranty.

This pump includes Quick Exhaust Valves (QEV).
 QEVs must be used with this pump. Operating it
 without QEVs voids its warranty. Customers may
 use their own QEVs with the optional NPT adapter.

Outlet Fitting <i>Straight only. Select Top or Front.</i>		Front	Top
Same as Inlet Fitting		blank	n/a
 Flaretek Compatible	1/4 in.	FF04	TF04
	3/8 in.	FF06	TF06
	1/2 in.	FF08	TF08
	3/4 in.	FF12	TF12
 Tube Out	3/8 in.	FT06	TT06
	1/2 in.	FT08	TT08
	3/4 in.	FT12	TT12
 Weldable	1/2 in.	FW08	TW08
	3/4 in.	FW12	TW12
 Pillar S-300	1/8 in.	FP02	TP02
	1/4 in.	FP04	TP04
	3/8 in.	FP06	TP06
	1/2 in.	FP08	TP08
	3/4 in.	FP12	TP12
 FNPT	1/4 in.	FN04	TN04
	3/8 in.	FN06	TN06
	1/2 in.	FN08	TN08
	3/4 in.	FN12	TN12
 Synchro-Flare	3/8 in.	FS06	TS06
	1/2 in.	FS08	TS08
	3/4 in.	FS12	TS12
 PrimeLock	1/2 in.	FL08	TL08
	3/4 in.	FL12	TL12

Leave blank if Front and same as Inlet Fitting.
 Select option if Top or different than Inlet Fitting.

Revision	
No revision	blank
Contact White Knight support for revision level or copy exact code activation details. Configured part numbers are not Copy Exact Part Numbers. Email: support@wkfluidhandling.com Phone: 435.783.6040	