

Configuration

Required Options (Default Model)			Additional Options (Blank if not needed)			
PFU140	-F16	-LF0	-SFD0	-TF16	-	-
Pump Model	Check Balls	Inlet Fitting	Leak Detect	Stroke Detect	Outlet Fitting	QEV Revision



Instructions








Select all Required Options.
 Only add Additional Options if desired.
 Only add Outlet Fitting if different than Inlet Fitting.
 Contact support for revision or copy exact information.

Required Options

Default options are highlighted

Model	
Standard Model	PFU140

Check Balls	
PTFE Check balls	blank
PFA Check balls	F

Inlet Fitting <i>Front straight only</i>		
 Flaretek Compatible	1/2 in.	F08
	3/4 in.	F12
	1 in.	F16
	1-1/4 in.	F20
 Tube Out	3/4 in.	T12
	1 in.	T16
	1-1/4 in.	T20
	1-1/2 in.	T24
 Weldable	3/4 in.	W12
	1 in.	W16
 Pillar S-300	1/2 in.	P08
	3/4 in.	P12
	1 in.	P16
	1-1/4 in.	P20
 FNPT	1-1/2 in.	P24
	3/4 in.	N12
	1 in.	N16
 Synchro-Flare	1-1/4 in.	N20
	1/2 in.	S08
	3/4 in.	S12
 PrimeLock	1 in.	S16
	3/4 in.	L12
	1 in.	L16
	1-1/4 in.	L20

Additional Options

Leak Detection	
No leak detection	blank
15 ft fiber optic cable with no amplifier	LF0
15 ft fiber optic cable with D10 amplifier	LF1
25 ft fiber optic cable with no amplifier	LF2
25 ft fiber optic cable with D10 amplifier	LF3
15 ft conductivity cable	LC0
25 ft conductivity cable	LC1

Stroke Detection	
No stroke detection	blank
DUAL PROBE OPTIONS	
15 ft fiber optic cable with no amplifier	SFD0
15 ft fiber optic cable with D10 amplifier	SFD1
25 ft fiber optic cable with no amplifier	SFD2
25 ft fiber optic cable with D10 amplifier	SFD3
SINGLE PROBE, DUAL DETECT OPTIONS	
Single probe, dual detect, no fibers	SFS
15 ft fiber optic cable with no amplifier	SFS0
15 ft fiber optic cable with D10 amplifier	SFS1
25 ft fiber optic cable with no amplifier	SFS2
25 ft fiber optic cable with D10 amplifier	SFS3








Quick Exhaust Valves (QEV)	
White Knight Quick Exhaust Valves	blank
7/16 in NPT Adapter	A

* Fiber optic cables ordered separately.
 Fiber optics are required for operation.
 Standard configuration includes dual probe
 WITHOUT fibers. See stroke detect options to
 order fiber optic cables or single probe option.



Timer mode operation requires end-of-stroke
 detection. Use of timer mode without stroke
 detection voids the warranty.

This pump includes Quick Exhaust Valves (QEV).
 QEVs must be used with this pump. Operating it
 without QEVs voids its warranty. Customers may
 use their own QEVs with the optional NPT adapter.

Outlet Fitting <i>Straight only. Select Top or Front.</i>		Front	Top
Same as Inlet Fitting		blank	n/a
 Flaretek Compatible	1/2 in.	FF08	TF08
	3/4 in.	FF12	TF12
	1 in.	FF16	TF16
	1-1/4 in.	FF20	TF20
 Tube Out	3/4 in.	FT12	TT12
	1 in.	FT16	TT16
	1-1/4 in.	FT20	TT20
	1-1/2 in.	FT24	TT24
 Weldable	3/4 in.	FW12	TW12
	1 in.	FW16	TW16
 Pillar S-300	1/2 in.	FP08	TP08
	3/4 in.	FP12	TP12
	1 in.	FP16	TP16
	1-1/4 in.	FP20	TP20
 FNPT	1-1/2 in.	FP24	TP24
	3/4 in.	FN12	TN12
 Synchro-Flare	1 in.	FN16	TN16
	1-1/4 in.	FN20	TN20
	1/2 in.	FS08	TS08
 PrimeLock	3/4 in.	FS12	TS12
	1 in.	FS16	TS16
	3/4 in.	FL12	TL12
	1 in.	FL16	TL16
	1-1/4 in.	FL20	TL20

Leave blank if Front and same as Inlet Fitting.
 Select option if Top or different than Inlet Fitting.

Revision	
No revision	blank
<p>Contact White Knight support for revision level or copy exact code activation details. Configured part numbers are not Copy Exact Part Numbers. Email: support@wkfluidhandling.com Phone: 435.783.6040</p>	