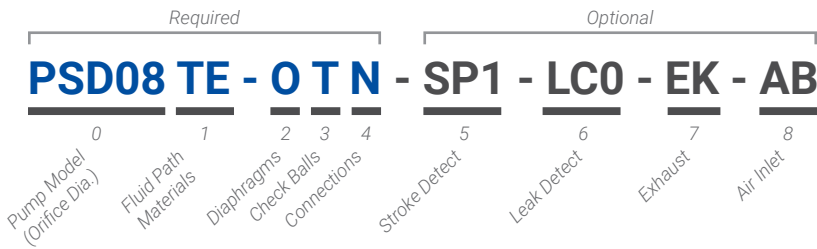


Configuration



Instructions

Options 0-4 are required. Options 5-8 are not required.
 Contact support for revision or copy exact information.

Standard options are highlighted





0. Pump Model <i>(determined by orifice diameter)</i>	
1/4-inch orifice	PSD04
3/8-inch orifice	PSD06
1/2-inch orifice	PSD08
1-inch orifice	PSD16
1-1/2-inch orifice	PSD24

1. Fluid Path	
PTFE	TE
PE (UHMW)	UH

2. Diaphragms	
Over-Molded PTFE/EPDM	O
EPDM	E
NBR	N

3. Check Balls	
PTFE	T
PFA	F
316 Stainless Steel	S
EPDM	E
NBR	N
Alumina Ceramic	C

* PFA check balls are not available for PSD04 or PSD24 pump models. Alumina Ceramic check balls are not available for PSD16 or PSD24 pump models.

			Connection Compatibility				
4. Connections			PSD04	PSD06	PSD08	PSD16	PSD24
NPT (same diameter as orifice)		N	✓	✓	✓	✓	✓
BSPT (same diameter as orifice)		B	✓	✓	✓	✓	✓
Flaretek Compatible 	1/4 in.	F04	✓	✓	-	-	-
	3/8 in.	F06	✓	✓	-	-	-
	1/2 in.	F08	✓	✓	✓	✓	-
	3/4 in.	F12	✓	✓	✓	✓	-
	1 in.	F16	-	-	✓	✓	-
	1-1/4 in.	F20	-	-	✓	✓	-
Pillar S-300 	1/8 in.	P02	✓	✓	-	-	-
	1/4 in.	P04	✓	✓	-	-	-
	3/8 in.	P06	✓	✓	✓	-	-
	1/2 in.	P08	✓	✓	✓	✓	-
	3/4 in.	P12	✓	✓	✓	✓	-
	1 in.	P16	-	-	✓	✓	-
	1-1/4 in.	P20	-	-	✓	✓	-
	1-1/2 in.	P24	-	-	-	✓	-
Primelock	1/2 in.	L08	✓	✓	✓	-	-
	3/4 in.	L12	✓	✓	✓	-	-
	1 in.	L16	-	-	✓	✓	-
	1-1/4 in.	L20	-	-	-	✓	-
Tube Adapter 	3/8 in.	T06	✓	✓	-	-	-
	1/2 in.	T08	✓	✓	✓	-	-
	3/4 in.	T12	✓	✓	✓	✓	-
	1 in.	T16	-	-	✓	✓	-
	1-1/4 in.	T20	-	-	✓	✓	-
	1-1/2 in.	T24	-	-	-	✓	-
	1 in.	W08	✓	✓	-	-	-
Weldable 	3/4 in.	W12	✓	✓	✓	✓	-
	1 in.	W16	-	-	✓	✓	-

5. Stroke Detection	
No Stroke Detection	blank
Pressure Switch (NPN)	SP1
Pressure Switch (PNP)	SP4

6. Leak Detection	
No Lead Detection	blank
15 ft. Conductivity Cable	LC0
25 Ft. Conductivity Cable	LC1

7. Exhaust	
Standard Exhaust	blank
Remote Exhaust Kit	EK

8. Air Inlet	
NPT Air Inlet	blank
BSPT Air Inlet	AB

Examples

PSD04TE-OTN	PSD with 1/4-in orifice, PTFE fluid path, over-molded PTFE/EPDM diaphragms, PTFE check balls, 1/4-in NPT connections
PSD08UH-ETB	PSD with 1/2-in orifice, PE (UHMW) fluid path, EPDM diaphragms, PTFE check balls, 1/2-in BSPT connections
PSD06TE-OTF08	PSD with 3/8-in orifice, PTFE fluid path, over-molded PTFE/EPDM diaphragms, PTFE check balls, 1/8-in Flaretek compatible connections
PSD16UH-NNN	PSD with 1-in orifice, PE (UHMW) fluid path, NBR diaphragms, NBR check balls, 1-in NPT connections