

Configuration

Required Options (Default Model)			Additional Options (Blank if not needed)				
PSH030	-F08	-LFO	-SF0	-TF08	-VX0		
Pump Model	Check Balls	Inlet Fitting	Leak Detect	Stroke Detect	Outlet Fitting	Shuttle	Revision



Instructions








Select all Required Options.
 Only add Additional Options if desired.
 Only add Outlet Fitting if different than Inlet Fitting.
 Contact support for revision or copy exact information.

Required Options

Default options are highlighted

Model	
Standard Model	PSH030
Dry-Run Capable	PSHSD030

Check Balls	
PTFE Check balls	blank
PFA Check balls	F

Inlet Fitting <i>Front straight only</i>		
 Flaretek Compatible	1/4 in.	F04
	3/8 in.	F06
	1/2 in.	F08
	3/4 in.	F12
 Tube Out	3/8 in.	T06
	1/2 in.	T08
	3/4 in.	T12
 Weldable	1/2 in.	W08
	3/4 in.	W12
 Pillar S-300	1/8 in.	P02
	1/4 in.	P04
	3/8 in.	P06
	1/2 in.	P08
	3/4 in.	P12
 FNPT	1/4 in.	N04
	3/8 in.	N06
	1/2 in.	N08
	3/4 in.	N12
 Synchro-Flare	3/8 in.	S06
	1/2 in.	S08
	3/4 in.	S12
 PrimeLock	1/2 in.	L08
	3/4 in.	L12

Additional Options

Leak Detection	
No leak detection	blank
15 ft fiber optic cable with no amplifier	LFO
15 ft fiber optic cable with D10 amplifier	LF1
25 ft fiber optic cable with no amplifier	LF2
25 ft fiber optic cable with D10 amplifier	LF3
15 ft conductivity cable	LC0
25 ft conductivity cable	LC1










Stroke Detection	
No stroke detection	blank
15 ft fiber optic cable with no amplifier	SF0
15 ft fiber optic cable with D10 amplifier	SF1
25 ft fiber optic cable with no amplifier	SF2
25 ft fiber optic cable with D10 amplifier	SF3
Single NPN Pressure Switch	SP1
Dual NPN Pressure Switches * <i>(Includes two DP2 pressure switches)</i>	SP2
Single PNP Pressure Switch	SP4
Dual PNP Pressure Switches * <i>(Includes two DP2 pressure switches)</i>	SP5

Shuttle	
Gravity reset with standard exhaust	blank
No shuttle, standard ports * <i>(No pressure switches included)</i> <i>Sensors are required for operation.</i>	VX0
Gravity reset with remote exhaust	VG1

* White Knight shuttle valve not included.



Timer mode operation requires end-of-stroke detection. Use of timer mode without stroke detection voids the warranty.

Outlet Fitting <i>Straight only. Select Top or Front.</i>		Front	Top	
Same as Inlet Fitting		blank	n/a	
 Flaretek Compatible	1/4 in.	FF04	TF04	
	3/8 in.	FF06	TF06	
	1/2 in.	FF08	TF08	
	3/4 in.	FF12	TF12	
 Tube Out	3/8 in.	FT06	TT06	
	1/2 in.	FT08	TT08	
	3/4 in.	FT12	TT12	
 Weldable	1/2 in.	FW08	TW08	
	3/4 in.	FW12	TW12	
	 Pillar S-300	1/8 in.	FP02	TP02
		1/4 in.	FP04	TP04
		3/8 in.	FP06	TP06
 FNPT	1/2 in.	FP08	TP08	
	3/4 in.	FP12	TP12	
	 Synchro-Flare	1/4 in.	FN04	TN04
3/8 in.		FN06	TN06	
1/2 in.		FN08	TN08	
 PrimeLock	3/4 in.	FN12	TN12	
	1/2 in.	FS06	TS06	
 Synchro-Flare	3/4 in.	FS08	TS08	
	3/4 in.	FS12	TS12	
 PrimeLock	1/2 in.	FL08	TL08	
	3/4 in.	FL12	TL12	

Leave blank if Front and same as Inlet Fitting.
 Select option if Top or different than Inlet Fitting.

Revision	
No revision	blank
Contact White Knight support for revision level or copy exact code activation details. Configured part numbers are not Copy Exact Part Numbers. Email: support@wkfluidhandling.com Phone: 435.783.6040	