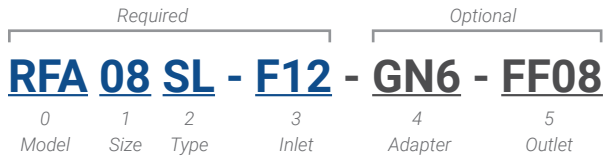


Configuration



Instructions

Options 0-3 are required; 4-5 are optional.
 Contact us for revision or copy exact information.







| 0. Model | |
|----------------------------|-----|
| Forward-Pressure Regulator | RFA |







| 1. Size | |
|---------|----|
| 1/2-in. | 08 |
| 3/4-in. | 12 |
| 1-in. | 16 |

*Flow through is 1/8-in. smaller than fitting size.

| 2. Type | |
|---------------------|----|
| Sleeved | SL |
| Poppet (for slurry) | PO |

| 4. Gauge Port Adapter | | |
|-----------------------|---------|-------|
| Plugged | - | Blank |
| Flaretek Compatible | 1/4 in. | GF4 |
| | 3/8 in. | GF6 |
| Pillar S-300 | 1/8 in. | GP2 |
| | 1/4 in. | GP4 |
| | 3/8 in. | GP6 |
| Primelock | 1/4 in. | GL4 |
| | 3/8 in. | GL6 |
| FNPT | 1/4 in. | GN4 |
| | 3/8 in. | GN6 |

| 3. Liquid Fittings | | Compatible Sizes | | |
|---|-----------|------------------|-----|-----|
| | | 08 | 12 | 16 |
|  Flaretek Compatible | 1/4 in. | F04 | - | - |
| | 3/8 in. | F06 | - | - |
| | 1/2 in. | F08 | F08 | - |
| | 3/4 in. | F12 | F12 | F12 |
| | 1 in. | - | F16 | F16 |
|  Pillar S-300 | 1/2 in. | P08 | P08 | - |
| | 3/4 in. | P12 | P12 | P12 |
| | 1 in. | - | P16 | P16 |
| | 1-1/4 in. | - | P20 | P20 |
|  Primelock | 1/2 in. | L08 | L08 | - |
| | 3/4 in. | L12 | L12 | L12 |
| | 1 in. | - | L16 | L16 |
| | 1-1/4 in. | - | - | L20 |
|  Tube Adapter | 1/4 in. | T04 | - | - |
| | 3/8 in. | T06 | - | - |
| | 1/2 in. | T08 | T08 | - |
| | 3/4 in. | T12 | T12 | T12 |
| | 1 in. | - | T16 | T16 |
|  FNPT | 1/4 in. | N04 | - | - |
| | 3/8 in. | N06 | - | - |
| | 1/2 in. | N08 | N08 | - |
| | 3/4 in. | N12 | N12 | N12 |
| | 1 in. | - | N16 | N16 |
|  Weldable | 1/2 in. | W08 | W08 | - |
| | 3/4 in. | W12 | W12 | W12 |
| | 1 in. | - | W16 | W16 |

| 5. Liquid Outlet Fitting (Front straight only) | | Compatible Sizes | | |
|--|-----------|------------------|-------|-------|
| | | 08 | 12 | 16 |
| Same Outlet as Inlet | | blank | blank | blank |
|  Flaretek Compatible | 1/4 in. | FF04 | - | - |
| | 3/8 in. | FF06 | - | - |
| | 1/2 in. | FF08 | FF08 | - |
| | 3/4 in. | FF12 | FF12 | FF12 |
| | 1 in. | - | FF16 | FF16 |
|  Pillar S-300 | 1/2 in. | FP08 | FP08 | - |
| | 3/4 in. | FP12 | FP12 | FP12 |
| | 1 in. | - | FP16 | FP16 |
| | 1-1/4 in. | - | FP20 | FP20 |
|  Primelock | 1/2 in. | FL08 | FL08 | - |
| | 3/4 in. | FL12 | FL12 | FL12 |
| | 1 in. | - | FL16 | FL16 |
| | 1-1/4 in. | - | - | FL20 |
|  Tube Adapter | 1/4 in. | FT04 | - | - |
| | 3/8 in. | FT06 | - | - |
| | 1/2 in. | FT08 | FT08 | - |
| | 3/4 in. | FT12 | FT12 | FT12 |
| | 1 in. | - | FT16 | FT16 |
|  FNPT | 1/4 in. | FN04 | - | - |
| | 3/8 in. | FN06 | - | - |
| | 1/2 in. | FN08 | FN08 | - |
| | 3/4 in. | FN12 | FN12 | FN12 |
| | 1 in. | - | FN16 | FN16 |
|  Weldable | 1/2 in. | FW08 | FW08 | - |
| | 3/4 in. | FW12 | FW12 | FW12 |
| | 1 in. | - | FW16 | FW16 |

Example Configurations

| | | |
|-----------------------------|---------------------|---|
| RFA08SL-F12 | Highlighted options | RFA 1/2-in., Sleeved, Flaretek Compatible inlet and outlet fittings |
| RFA12SL-P12-GN6 | | RFA 3/4-in., Sleeved, 3/4-in. inlet and outlet fittings, 3/4-in. FNPT gauge port adapter |
| RFA12SL-P12-FP08 | | RFA 3/4-in., Sleeved, 3/4-in. Pillar S-300 inlet fitting, 1/2-in. Pillar S-300 outlet fitting |
| RFA12PO-P12-GN6-FP08 | | RFA 3/4-in., Poppet, 3/4-in. Pillar S-300 inlet fitting, 1/2-in. Pillar S-300 outlet fitting, 3/4-in. FNPT gauge port adapter |